



Width of the test strips 50mm

Product group	Bending - towards the laminate [Dimensions in mm]	Sheet thicknesses			
		1,4	1,3	1,0	0,8
1	convex - lengthwise		130	90	55
	convex - crosswise		130	90	55
	concave - lengthwise		180	120	100
	concave - crosswise		180	120	100
2	convex - lengthwise	120	105	80	40
	convex - crosswise	120	105	60	30
	concave - lengthwise	200	180	105	70
	concave - crosswise	170	150	100	55
3	convex - lengthwise		130	75	55
	convex - crosswise		100	75	55
	concave - lengthwise		150	105	70
	concave - crosswise		130	105	70
4	convex - lengthwise		90	60	40
	convex - crosswise		85	55	30
	concave - lengthwise		180	90	60
	concave - crosswise		135	90	60
5	convex - lengthwise			80	40
	convex - crosswise			80	30
	concave - lengthwise			130	80
	concave - crosswise			130	60
6	convex - lengthwise			40	
	convex - crosswise			35	
	concave - lengthwise			90	
	concave - crosswise			80	
7	convex - lengthwise			80	
	convex - crosswise			80	
	concave - lengthwise			105	
	concave - crosswise			105	
8	convex - lengthwise			130	
	convex - crosswise			130	
	concave - lengthwise			140	
	concave - crosswise			140	
9	lengthwise	270		90	
	crosswise	300		100	

GENERAL

The bending radii indicated in the table represent radii which can be achieved under normal conditions where constant force is distributed uniformly over the entire surface.

Factors such as the degree of moisture in the laminate, temperature, as well as the method of bending have an effect on the radii and can lead to deviations in the results.

Note:

Embossed copper and aluminium laminates had been grinded from 1.3 mm to the appropriate thickness for testing.

With reference to polished aluminium we have to point out that bending radii of less than 200 mm (7.9") might create fine hairline cracks in the surface - although barely visible with the naked eye. These are a specific characteristic of anodised surfaces and therefore do not indicate a defect.

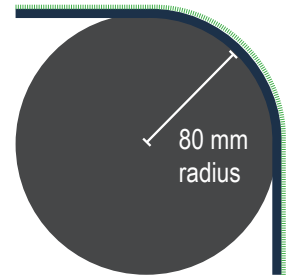
Further to this, please observe our separate technical information for:

- Technical data sheets of the current collection
- Machining recommendations for HOMAPAL stainless steel
- Machining recommendations für HOMAPAL magnetic boards

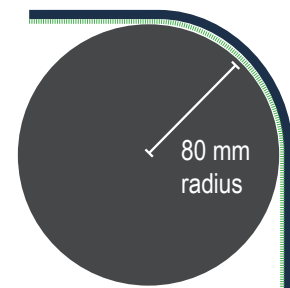
CONCAVE AND CONVEX



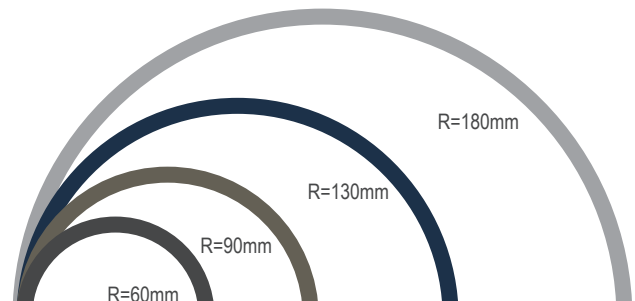
A surface that is curved outwards is called convex.



A surface that is curved inwards is called concave.



The bending radius indicates the radius in which a laminate can be bent without kinking. In order to determine the bending radius, the laminate is bent as tightly as possible through 180°.



This information is based on our current knowledge and experience. However, the user must satisfy himself as to the suitability of the product for its intended use. No legally binding guarantee of features or suitability of the product for a specific purpose can be derived from this information. In case of doubt, we recommend consulting our technical advisors. The user of our products is responsible for observing all applicable patent rights as well as current laws and regulations.

Status: June 2023